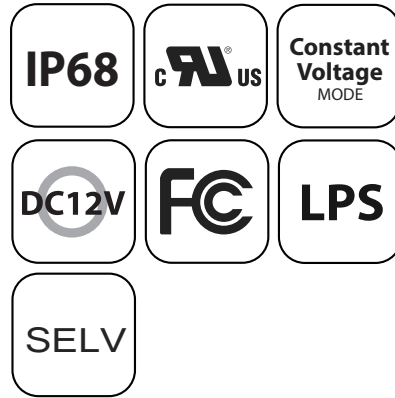


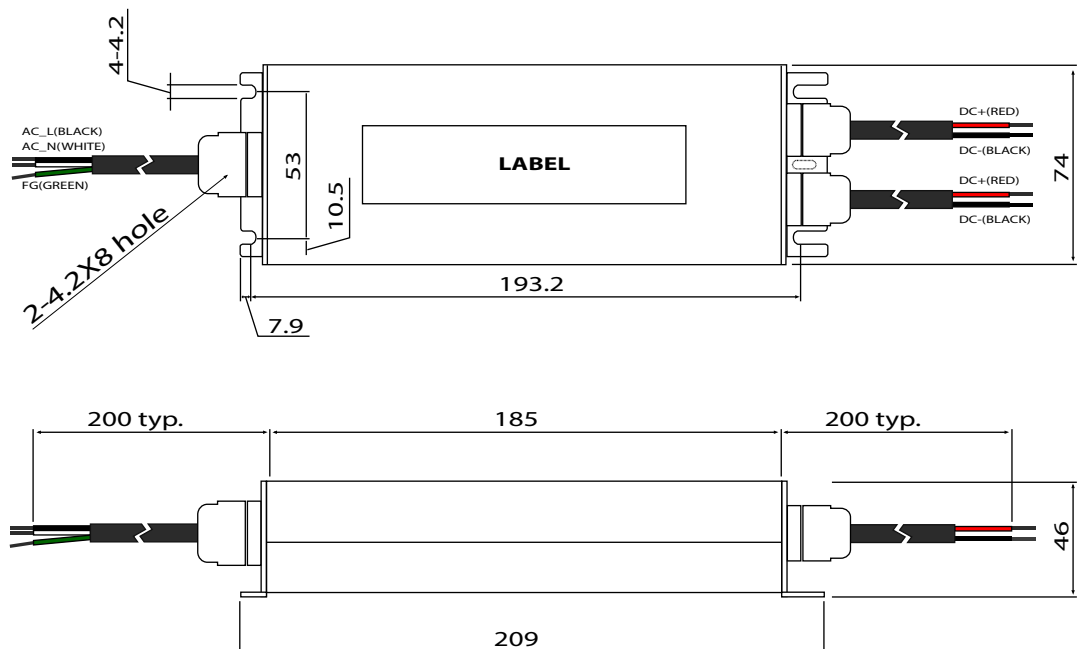
Characteristics



- **Constant Voltage design(C.V. mode)**
- AC input automatic voltage selection : 100-120V
- Protections:
 - Overload / Over voltage / Short circuit / Over temperature
- IP68 design for outdoor installations
- Dry, damp and wet locations
- 100% full load burn-in test
- Suitable for LED lighting and moving sign applications
- Metal case
- Class 2 power unit
- Safety standards : UL879
- EMC standards : FCC Part 15 class B

Physical

■ Dimension: unit(mm)



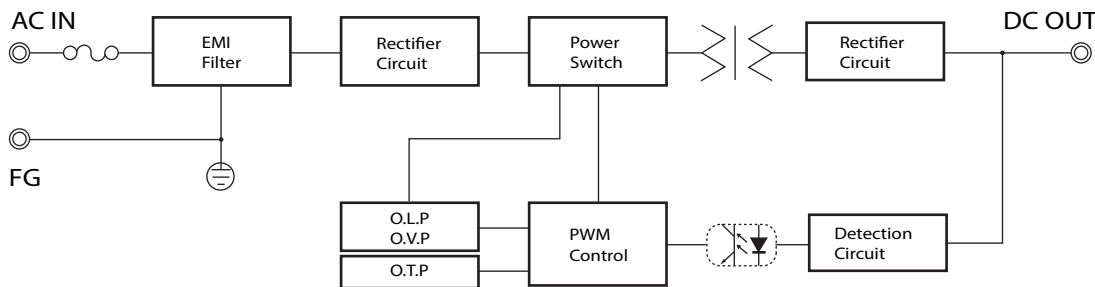
Dimension : 8-1/8" x 2-1/16" x 1-7/8" inch (LxWxH)
 Weight : 2.8 Lbs

Other Characteristics

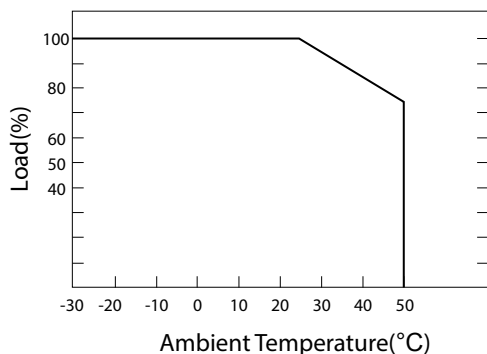
	ITEM	UP150S12W1
INPUT	VOLTAGE RANGE	AC100~120V
	FREQUENCY RANGE	47~63Hz
	EFFICIENCY(typ.)	85%
	AC CURRENT(typ.)	2.2A/100VAC
	INRUSH CURRENT(typ.)	COLD START 40A/100VAC
	LEAKAGE CURRENT	<1.4mA / 100VAC
OUTPUT	DC VOLTAGE	12V
	RATED CURRENT	12.5A(9.37A@50°C)
	RATED POWER	150W
	RIPPLE&NOISE(max.) Note2	170mVp-p
	VOLTAGE ADJ. RANGE	±5%
	VOLTAGE TOLERANCE Note3	±3%
	LINE REGULATION Note4	±1%
	LOAD REGULATION Note5	±2%
	SETUP, RISE TIME(max.)	3000ms, 100ms/100VAC at full load
HOLD UP TIME(typ.)	10ms/100VAC at full load	
PROTECTION	SHORT CIRCUIT	Hiccup mode : recovers automatically after fault condition is removed
	OVERLOAD	Over 110% of rating : recovers automatically after fault condition is removed
	OVER VOLTAGE	115~140% of rating
	OVER TEMPERATURE	90±10°C(RTH) : recovers automatically after fault condition is removed
ISOLATION	WITHSTAND VOLTAGE	I/P-O/P:AC3KV,I/P-F.G:AC1.5KV, O/P-F.G:AC0.5KV
	ISOLATION RESISTANCE	I/P-O/P,I/P-F.G,O/P-F.G:DC500V 100Mohms(At room temp. & humid.)
ENVIRONMENT	WORKING TEMP.&HUMID.	-30~+50°C(Refer to "DERATING CURVE"),20~95%RH
	STORAGE TEMP.&HUMID.	-40~+75°C,10~95%RH
	VIBRATION	10~500Hz, 5G 12min./1cycle, period for 72min. Each along X, Y, Z axes
OTHERS	DIMENSION/WEIGHT	209*74*46.5mm(L*W*H)/0.95Kg

- NOTE**
- 1.All parameters not specially mentioned are measured at 220vac input, rarted load and 25 °c of ambient temperature.
 - 2.Ripple & noise are measured at 20MHZ of bandwidth by using a 12" twisted pare-wire terminated with 0.1 uF & 47uF parallel capacitor.
 - 3.Tolerance : includes set up tolerance, line regulation and load regulation.
 - 4.Line regulation is mesured from low line to high line at rated load.
 - 5.Load regulation is measured from low 0% to 100% rated load.

■ BLOCK DIAGRAM



■ DERATING CURVE



■ STATIC CHARACTERISTICS

