


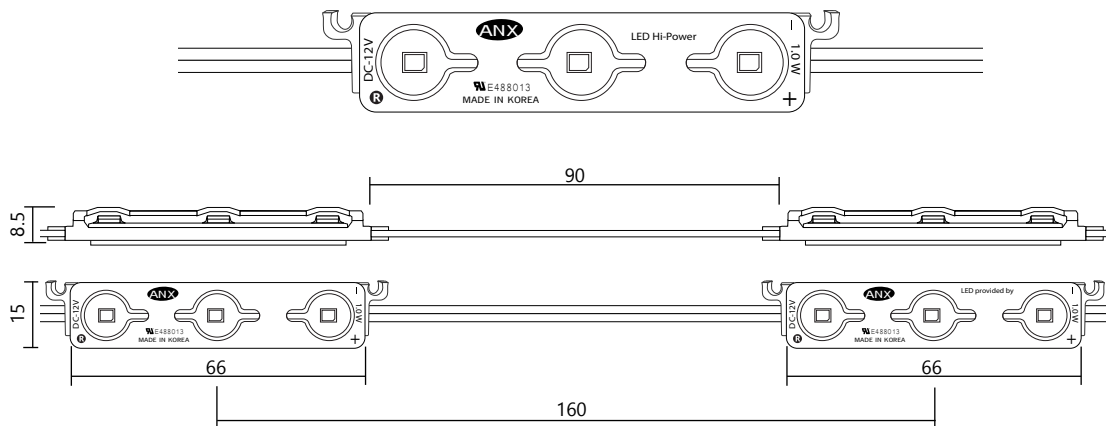
Characteristic



· **Recommended for cabinet. 8" to 12" from LED to face**

- Most Preferred Best Seller LED Module Solution (CE, UL Certified)
- Specialized lens covered design for perfect humid & waterproof (IP68)
- High luminosity & compact design
- Guaranteed life time up to 50,000 hours
*24 hour constant load may result less operating hours with lower lighting output. Estimated lifetime is based on normal usage
- SMD LED mounted (Made in Korea)
- Slight current drop through wire to wire connection(vs soldering)
- 140° viewing angle creates more uniform backlighting effects and better silhouettes
- Quality and reliability assured

Physical



Optical Characteristic

Color	Luminous Flux(lm)	CCT (Kelvin) & Dominant Wave Length	Viewing Angle
	Typical	Typical	2θ _{1/2}
Cool White	120	10,000K	140

Electrical Characteristics

Current dissipation : 83mA
 Power consumption : 1.00W
 Operating power : 12V
 Quantity for maximum connection in serial : 50 modules
 Electronic dimmable controller supported

Thermal

Operating temperature : -25~60°C
 Storage temperature : -40~80°C

Waterproof Rating

IP68 : Complete protection against dust ingress and water

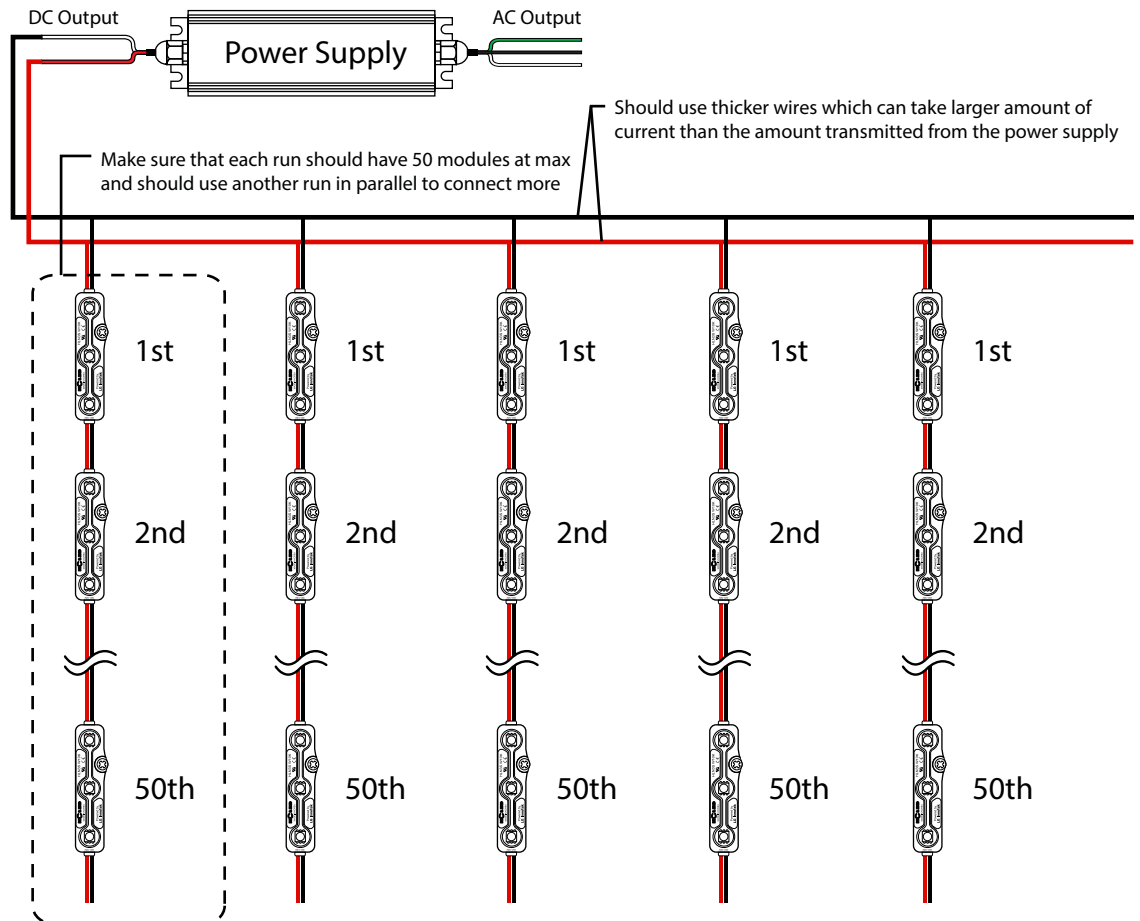
Construction

LED type : SMD2835
 Case materials : ABS, UL-94
 Cable : UL 18AWG

Approval

UL Certified E488013

Wiring Guide



Wiring Guide

		Power Supply					
		30watt	60watt	100watt	120watt	150watt	200watt
ANS3FA12	Qty(pcs)	25	50	80	100	120	160
1.0 Watt	Length(ft)	12.5	25	40	50	60	80

Specifications subject to change without notice